

Anexo 2. Ejemplos de transparencia

Dadas las múltiples incertidumbres y lagunas de conocimiento sobre los proveedores de la industria extractiva, un primer paso necesario es mejorar la transparencia. Algunos titulares de derechos, gobiernos, empresas de propiedad del Estado y proveedores están avanzando en esta dirección. Como resultado, existen precedentes importantes de transparencia en los procesos de adquisiciones, en las identidades de proveedores, el gasto en proveedores y la fiscalidad de proveedores. En este anexo, documentamos algunos de estos ejemplos de transparencia.

ACERCA DE ESTE DOCUMENTO

Este es un anexo del informe *Bajo la superficie: El caso para la supervisión de los proveedores de la industria extractiva*, disponible en www.resourcegovernance.org.

PROCESO DE ADQUISICIÓN

En su sitio web, la mina Oyu Tolgoi, operada por Rio Tinto, en Mongolia, publica información detallada a nivel de proyecto sobre políticas, procedimientos y normas de adquisición, así como información práctica sobre las próximas licitaciones y expresiones de interés y cómo solicitar¹.

Procurement	Business Integrity	HSE Standards	
Who we are	Supplier Code of Conduct View	C1 Isolation View	D1 Underground View
How we work	Oyu Tolgoi Procurement personnel Code of Conduct View	C2 Electrical safety View	D3 Management of pit slope geotechnical hazards View
Policies, procedure and standards	Business Integrity Standard View	C3 Vehicle and driving View	D5 Management of tailings and water facilities View
How to engage with OT	The way we work View	C4 Working at height View	Critical risk management View
Open sessions		C5 Confined spaces View	Six Life-Saving rules View
Expression of Interest		C6 Cranes and lifting View	
Supplier education			
Procurement in numbers	Policy procedures		
Underground project	Oyu Tolgoi Contractor Engagement View		
Partners	Payment term View		
Contact us	Supplier Classification and Definition View		
Supplier Expo	Supplier Development Policy View		

1 Oyu Tolgoi, *Procurement*, www.ot.mn/oyu-tolgoi-procurement.

Petrobras ha desarrollado portales de contratación que proporcionan información detallada sobre procesos específicos, próximas licitaciones y contratos adjudicados².

Number	Object	Sub-status	Company	Start date	End date	Options
7002156592	Contrato Global de Selos Mecânicos	Receiving Proposals	Petróleo Brasileiro S. A.	27/08/2018	20/04/2020	[Link] [Info] [Interested]
7002875408	Água potável	Receiving Proposals	Petróleo Brasileiro S. A.	21/11/2019	08/01/2021	[Link] [Info] [Interested]

IDENTIDADES DE PROVEEDORES

La mina Oyu Tolgoi, operada por Rio Tinto, en Mongolia, mantiene una lista actualizada de proveedores con contratos adjudicados en el sitio web de compras de la empresa. Cada entrada proporciona información de contacto del punto de contacto de los proveedores³.

OYU TOLGOI UNDERGROUND AWARDED CONTRACT LISTING

The following is a list of recently awarded contracts by the Underground Project. These details are published in order to provide other contractors or persons opportunities to obtain sub-contract or employment opportunities. Enquiries for either subcontracting or employment opportunities should be addressed to the contacts shown. Oyu Tolgoi makes no representation as to any potential opportunities on-behalf-of the companies listed below.

IMPORTANT NOTICE

It has come to the attention of Oyu Tolgoi LLC that other websites are posting Oyu Tolgoi tenders and requiring payment for the tender documents. These websites are not authorized by Oyu Tolgoi. Oyu Tolgoi tender documents and information are only provided on the Oyu Tolgoi LLC website and Oyu Tolgoi does not charge a fee for tender documents, or authorize a third party to do so. You are advised not to pay, and report any such activity to Oyu Tolgoi at procurement@ot.mn.

Contract Title	Company Name	Contact Person	E-mail	Website
Central Heating Plant Expansion	MCS International LLC	Shirchinsuren	shirchinsuren.p@mcsi.n	www.international.mcs.i
Underground Services Reticulation	MCS Property LLC	Uuganbayar	uuganbayar.s@mcsi.mn	www.mcs.mn
Oyut Camp II Pre-cast Concrete	Lutgun International LLC	Munkhtsatsral.M	info@lutgun.mn	http://www.lutgun.mn/
Oyut Camp II Linen	SSM LLC (Support Service Mongolia)	Ken Timlin	ken.timlin@cis-catering.com	
Oyut Camp 2 Lockers	TO Systems LLC	Otgondavaa	info@tosystems.mn	www.tosystems.mn
Surface Drilling for Geotechnical Cave Monitoring System	Major Drilling Mongolia LLC	Matthew Metz	matthew.metz@majordri	www.majordrilling.com

2 Petronect, *Published Bidding List*, www.petronect.com.br/irj/portal/anonymous/en.
 3 Oyu Tolgoi, *Oyu Tolgoi underground awarded contract listing*, www.ot.mn/oyu-tolgoi-underground-awarded-contract-listing.

El portal de transparencia de Petrobras permite a los usuarios buscar y consultar contratos de proveedores. Da el nombre del proveedor de cada contrato, además de información sobre el valor y el saldo bruto del contrato⁴.

Total de Registros: 595593.

NÚMERO DO CONTRATO	FORNECEDOR	INÍCIO DA VIGÊNCIA	FIM DA VIGÊNCIA
▲ 4500000358	INTERENG AUTOMACAO INDUSTRIAL LTDA.	16/10/2018	18/12/2018
Órgão superior:	MINISTÉRIO DE MINAS E ENERGIA		
Órgão subordinado:	PETROBRAS		
Unidade administrativa:	910816 - Petróleo Brasileiro S.A.		
Número do Processo:	7002208979		
Número do ICJ:			
Enquadramento do Processo:	DISPENSA		
CNPJ / CPF:	65472714000148		
Objeto:	Bloco fixacao Allen Bradley		
Valor do contrato:	R\$ 382,12		
Saldo bruto do contrato: ②	R\$ 0,00		
Saldo inativo: ③	R\$ 382,12		
Situação:	Cancelado		
Número dos aditivos:			
Fundamento Legal:	Dispensa, Lei 13.303, Art. 29, Inciso II - DLV - Outros serviços e compras até R\$ 50Mil - Sem Seleção Automatizada		

La Autoridad de Petróleo y Gas del Reino Unido alienta a los titulares de derechos a publicar información sobre las adjudicaciones en el portal Oil and Gas Pathfinder. Además de la información contextual básica, el portal permite a las empresas enumerar los principales contratos que han adjudicado, la gama de valor de dichos contratos y con quién pueden contactar los usuarios para obtener más información⁵.

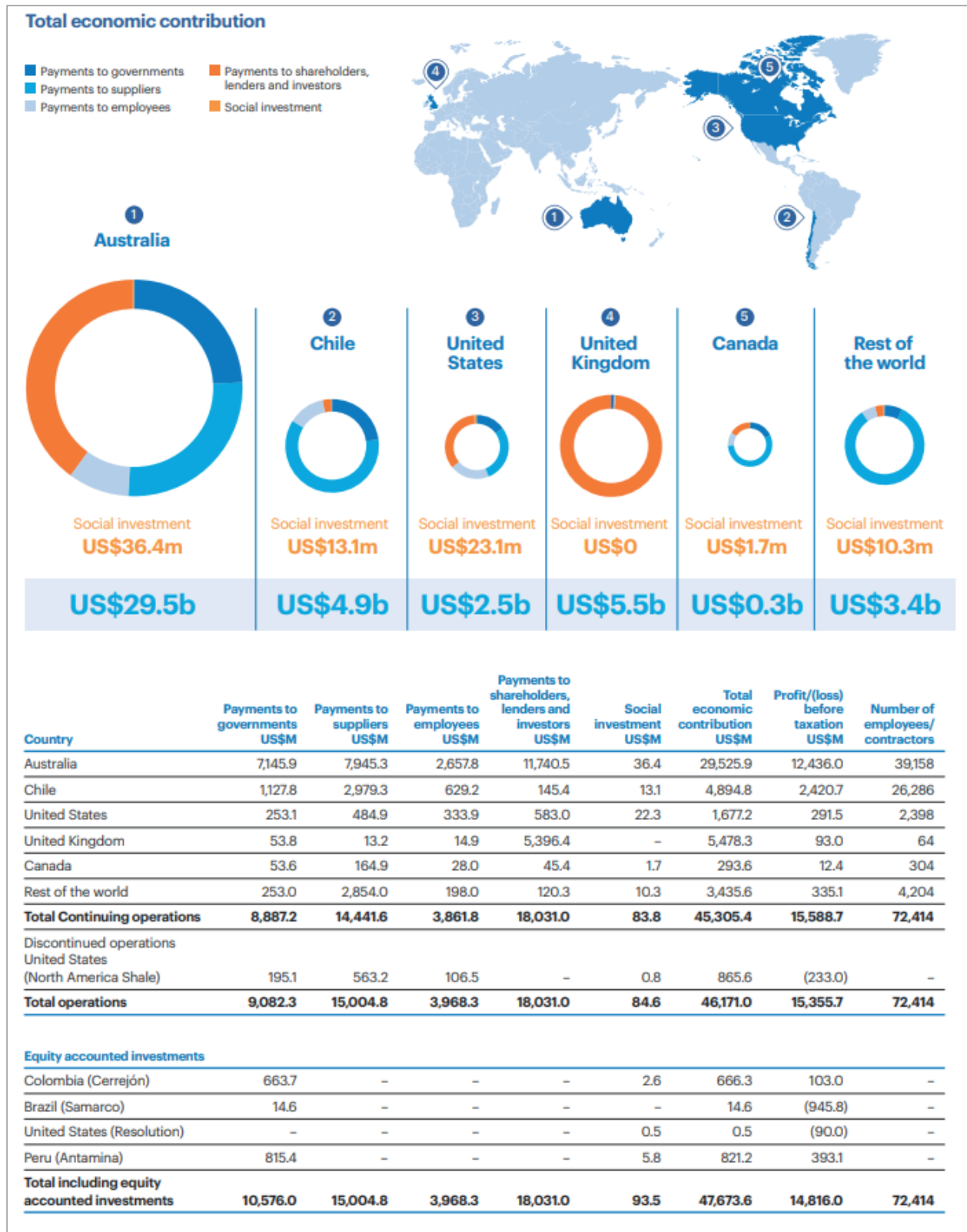
Current Projects					
BP EXPLORATION				Alligin	
Field Type Oil/Gas	Location 204/19a and 204/20a	Water Depth (m) 350 - 400	First Production Q1/2020	Contact Ramsay Pirie PSCM Manager, GPO North Sea ramsay.pirie@uk.bp.com 01224 904167	
Construction Date 23-MAY-2018					
Project Summary The Alligin Field will be developed as a two well subsea tie-back (one production well and one water injection well) to the existing Schiehallion and Loyal infrastructure, using the processing and export facilities of the Glen Lyon Floating Production Storage and Offloading (FPSO) further downstream. The installation and commissioning of three flowlines (production, water injection and gas lift) and an umbilical between the Alligin drill centre and the existing Schiehallion and Loyal infrastructure (lines will range in length from 5.5 km and 9 km) and the installation of associated subsea infrastructure. Offshore installation work commenced in July/Aug and completed in Dec 2019.					
The FDP has now been approved. Please click on the following link to view the recent field approvals page. https://www.ogauthority.co.uk/data-centre/data-downloads-and-publications/field-data/					
Contracts Awarded					
Title	Contractor Name	Contractor Primary Contact	Date Awarded	Contract Band	Contact
Subsea Connection system	AF Global	Lorrie Dalton	23-MAY-2018	Small (<£10m)	lorrie.dalton@afglobalcorp.com
Subsea controls	Aker Solutions	Paul May	19-APR-2018	Small (<£10m)	Paul.May@akersolutions.com
Wellheads	Dril-Quip Inc	John Sutherland	01-APR-2018	Small (<£10m)	John_Sutherland@dril-quip.com
Subsea trees	OneSubsea UK Ltd	Jim Muchersie	29-MAR-2018	Small (<£10m)	JMuckersie@onesubsea.slb.com

4 Petrobras, *Portal de Transparência*, transparencia.petrobras.com.br/licitacoes-contratos/contratos.

5 Oil and Gas Authority, *Oil and Gas Pathfinder*, www.ogauthority.co.uk/supply-chain/oil-gas-pathfinder-previously-project-pathfinder.

GASTO DEL TITULAR DE DERECHOS EN PROVEEDORES

BHP desglosa sus cifras de beneficios económicos por país. Esto incluye el gasto en proveedores⁶.



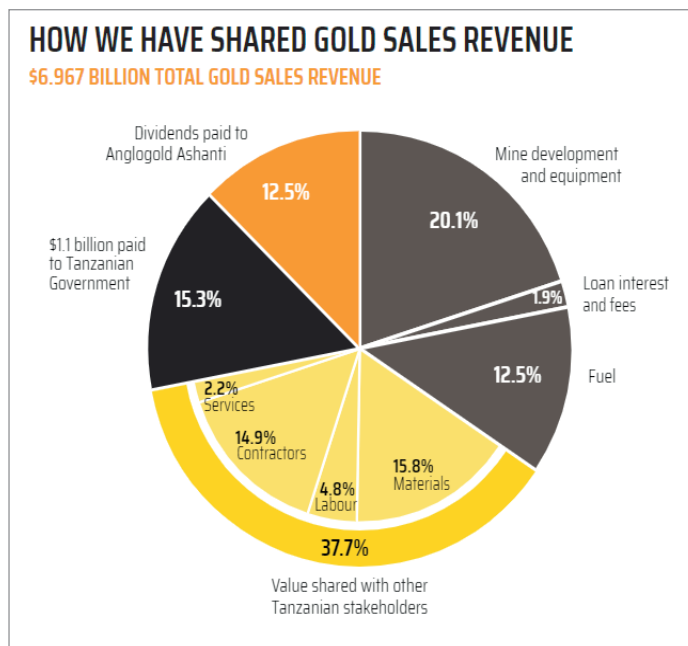
6 BHP, *Economic contribution report* (2018), 4, www.bhp.com/-/media/documents/investors/annual-reports/2018/bhpeconomiccontributionreport2018.pdf.

Oyu Tolgoi ha publicado objetivos de gasto en adquisiciones comparados con las cifras reales para 2017.

Spend Targets and Actuals

Spend Family	Total		In Country			National			Southgobi		
	Total Spend Budget 2017, m\$	Total Spend 2017 YTD, m\$	Target, %	Spend YTD, %	Spend YTD, m\$	Target, %	Spend YTD, %	Spend YTD, m\$	Target, m\$	Spend YTD, m\$	Spend YTD, %
Construction	\$ 14.2	\$ 9.0	99%	100%	\$ 9.0	90%	100%	\$ 9.0	\$ 0.1	\$ 1.3	14%
Fuel and Lubricants	\$ 63.6	\$ 52.5	100%	100%	\$ 52.5	100%	100%	\$ 52.5	\$ 0.2	\$ 0.0	0%
Fixed Plants & Equipment	\$ 70.1	\$ 62.8	40%	42%	\$ 26.1	8%	17%	\$ 10.8	\$ 0.0	\$ 0.0	0%
Logistics	\$ 19.0	\$ 16.7	100%	80%	\$ 13.3	97%	79%	\$ 13.1	\$ 18.2	\$ 12.7	76%
Mobile Equipment	\$ 77.0	\$ 74.1	99%	93%	\$ 69.2	43%	56%	\$ 41.7	\$ 17.9	\$ 27.8	37%
Repairs and Consumables	\$ 43.0	\$ 76.9	85%	91%	\$ 69.6	65%	74%	\$ 56.7	\$ 6.5	\$ 16.6	22%
Production Consumables	\$ 42.2	\$ 35.9	96%	90%	\$ 32.2	88%	87%	\$ 31.1	\$ 20.0	\$ 18.7	52%
Services	\$ 125.6	\$ 158.4	78%	84%	\$ 132.6	65%	76%	\$ 120.9	\$ 20.1	\$ 15.8	10%
Total	\$ 453.1	\$ 486.3	83%	83%	\$ 404.5	62%	69%	\$ 335.9	\$ 83.0	\$ 92.8	19%

La mina Geita, operada por AngloGold Ashanti en Tanzania, ha publicado cifras acumulativas sobre cómo ha compartido los ingresos por ventas de oro⁸.



7 Oyu Tolgoi, *Procurement in numbers*, www.ot.mn/procurement/procurement-in-numbers.

8 Geita Mine, *How we have shared gold sales revenue*, www.geitamine.com/en.html#tax.

La Comisión Mexicana de Hidrocarburos publica objetivos de gasto en adquisiciones a nivel de proyecto y cifras reales de cada contrato que administra⁹.

Local Content and Rules for Procurement									
Local Content									
Stage									
Exploration	13%.								
Development	25% on the first year and annual increases until reaching at least 35% on 2025.								
Program of Compliance with Local Content submitted by the Operator									
Item	Period 1		Period 2		Period 3		Period 4		Estimated Local Content Percentage
	Expenditure in million pesos	Estimated Local Content Percentage	Expenditure in million pesos	Estimated Local Content Percentage	Expenditure in million pesos	Estimated Local Content Percentage	Expenditure in million pesos	Estimated Local Content Percentage	
1. Goods and Services	16.4	93.00%	3.4	50.00%	257.9	25.00%	0.7	36.00%	
2. Workmanship	3.7	6.00%	2.9	8.00%	3.1	8.00%	1	8.00%	
3. Training Services	0	0.00%	0	0.00%	0	0.00%	0	0.00%	
4. Technology transfer									
4.1. Construction and operation of research and development centers	0	0.00%	0	0.00%	0	0.00%	0	0.00%	
4.2. Financing and contribution to research programs and technology development	0	0.00%	0	0.00%	0	0.00%	0	0.00%	
4.3. Value and developed patent royalties	0	0.00%	0	0.00%	0	0.00%	0	0.00%	
4.4. Technology selection, adaptation and implementation	0	0.00%	0	0.00%	0	0.00%	0	0.00%	
4.5. Specialized formation	3.8	100.00%	3.8	100.00%	2.3	100.00%			
5. Infrastructure	0	0.00%	0	0.00%	0	0.00%	0	0.00%	
Definition according to the Financial Guide: ¹ Expenditure by the contractor in the goods and services sector ² Estimated payments to workers involved in tasks related to the contract, provided the payments are directly made by the contractor. ³ Estimated payment for training services procured by the contractor in activities related to the contract. ⁴ Refers to the planned expenditure amount for each stage of the project, according to the Methodology. ⁵ Refers to the physical local or regional infrastructure expenditure that will be met in every stage of the project									
Rules for Procurement of Goods and Services 									
Equal to or less than: 1,000,000.00 US Dollars The Contractor will be at liberty to determine the procedures and methods to choose the appropriate provider.									
Value greater than : 1,000,000.00 US Dollars up to 20,000,000.00 US Dollars The Contractor must have at least 3 quotes and justify any choice exceeding the previous one by 5%									
Value greater than : 20,000,000.00 US Dollars The Contractor must issue an invitation for a contest or public international bidding process									

9 Comisión Nacional de Hidrocarburos, *Rondas Mexico*, <https://rondasmexico.gob.mx/eng/contracts/cnh-r01-l01-a22015/?tab=08>.

TRIBUTACIÓN DE PROVEEDORES

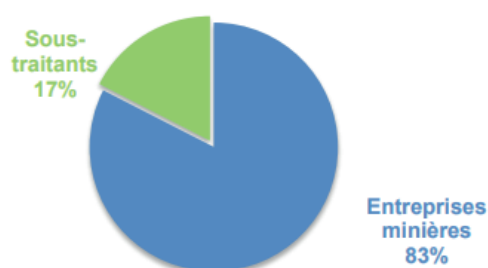
El informe EITI de Malí de 2016 cubre los pagos al Gobierno de proveedores que representan el 17 por ciento del total de los ingresos de la industria extractiva, una lista de proveedores locales, sus números de identificación fiscal, el valor de los bienes y servicios adquiridos en el período que abarca el informe, la naturaleza de los bienes/servicios y la localidad¹⁰.

1.1. Revenus du secteur extractif

Revenus générés par le secteur extractif

Sur la base des données déclarées par les régies financières, après conciliation, les revenus générés par le secteur extractif totalisent un montant de 291 952 millions FCFA pour l'année 2016 dont 241 080 millions FCFA provenant des entreprises extractives. La contribution des sous-traitants dans le secteur extractif, totalise 50 873 millions FCFA soit 17,42% du total des revenus du secteur extractif. Les paiements effectués par les sous-traitants sont détaillés dans l'Annexe 6 du présent rapport.

Figure 1: Revenus générés par le secteur extractif



Société	Sous-traitants	Effectif des Nationaux		Effectif des Non Nationaux	
		Permanents	temporaires	Permanents	temporaires
Goukoto		127	12	4	0
	Sous-traitant	789	227	25	0
SEMOS S.A	Boart longyear Mali (BLY)	20	7	0	1
	MOOLMAN	273	50	0	11
	BME, Bamako	10	16	0	2
	Société de Forage et de Travaux Publics	86	0	0	1
	CV CIVIL	9	0	0	8
	TOTAL MALI	8	0	0	0
	GIE SADIOLA SANYA	35	0	0	0
	GIE SADIOLA VERT	21	0	0	0
	GIE SADIOLA VERT 3	15	0	0	0
	GIE SADIOLA DJIGUIYA	19	0	0	0
	ENTREPRISE SENO SARL	4	0	0	0
	SADIOLA VIGILLANCE	17	0	0	0
	GIE BALIMAYA	68	0	0	0
	SANDBLASTING & COATING LTD	0	0	0	10
	SARA	23	0	0	0
	SECURICOM	21	0	0	0
	EXPRESS LINE	0	0	0	7
	ENTREPRISE MAMADOU DEMBELE	10	0	0	0

10 Mali EITI, EITI Report, 2016, 12.